


Crazy Squares – DIY Cat toy made from recycled corrugated cardboard and scented with catnip.



Step 1: Find a box



Step 2: Make sure it's corrugated, the kind with the wiggles in the middle



Step 3: Make sure your cats have a chance to inspect and approve the box



Step 4: If the box has a smell your cats don't like, reject it and find another one.




Step 5: Find a clean glass jar with a lid



Step 6: find, buy (or grow) some cat-nip



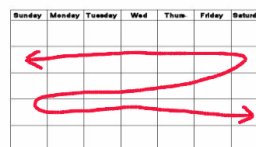
Step 7: place dried or fresh catnip into the jar




Step 8: Cut squares, or shapes from the corrugated box about 2" seems a good size, but experiment to see what your cat likes best.



Step 9: Put the cardboard shapes in the jar with the catnip



Step 10: Wait a few weeks... let the cat-nip scent permeate the corrugated cardboard shapes



Step 11: Test!

Offer one of the squares to your kitties, see if they think it's ready to play with. They may sniff it and then walk around it a few times before they ATTACK!! If kitty ignores it, put it back in the jar for another week and try again later.